

Technical information

October 2007

THE PRODUCT IS SUITABLE FOR PROFESSIONAL USE ONLY

MASTER CARBON BLACK PUTTY

PRODUCT INGREDIENTS

CARBON BLACK MASTER putty.
CARBON BLACK MASTER putty hardener.

PRODUCT DESCRIPTION

Polyester filling putty, reinforced with carbon fibre. It has very high hardness and chemical resistance, as well as great adherence. It is recommended for filling of big defects and reinforcing the weakened vehicle body elements.

Colour – black.

Gloss grade – matt.

VOLATILE COMPONENTS CONTENT

VOC for the mixture = 115 [g/l]

The product fulfils the requirements of the European Directive (2004/42/WE), which defines the volatile components content for that products category (cat. B/2) at the level of 250 [g/l] for the ready product.

SUBSTRATE AND SURFACE PREPARATION

The product has very good adherence to various substrates. It may be put on:

- polyester laminates,
- binary acrylic primers,
- steel substrate,
- aluminium substrate,
- old lacquer coatings,

CAUTION: Do not apply the putty directly on the reactive primers, unary acrylic and nitrocellulose products.

The polyester laminates should be degreased, dry ground (P80 – P120) and degreased again.


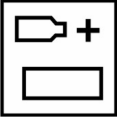


The substrates should be degreased, dry ground (P220 – P280) and degreased again.

The steel surface should be degreased, dry ground (P80 – P120) and degreased again.

The aluminium surface should be degreased, dulled with the abrasive cloth and degreased again.

The old coatings should be degreased, dry ground (P220 – P280) and degreased again.

APPLICATION PROCESS

	<p>Use Filling of big defects in a small area. Patching of holes and rust defects.</p>	
	<p>Components mixing ratio</p> <p>Putty mass Hardener</p>	<p>Parts by weight</p> <p>100 parts 2-3 parts</p>
<p>Mix the components until the uniform colour is obtained.</p>		
<p>Application time after mixing with the hardener 4-8 min in 20°C</p>		
	<p>Application Apply with a putty knife. Do not exceed the total thickness of 5 mm.</p>	
	<p>Hardening time 20-30 min in 21°C. 10 minutes in the temperature below 60°C.</p> <p>Temperature below 20°C significantly increases the hardening time.</p>	

FURTHER WORKS

Grind the surface after hardening:

- rough grinding: P80-P120.

Smooth the carbon fibre putty with another polyester putty.

The CARBON BLACK MASTER putty may be covered with:

- polyester putties,
- spray polyester putty,
- acrylic primers.

GENERAL NOTES

- Use the efficient personal protection equipment during the 2K products application. Protect the eyes and air passages.
- The rooms should be well ventilated.
- Tools and spray guns should be washed directly after application.
- Do not exceed the recommended hardener doses!
- Minimum application temperature is +10°C.

Caution: To maintain safety, always follow the instructions given in the Safety Data Sheet for the given product.

STORAGE

Store the product components in a sealed container, in dry and cool places, away from fire and heat sources, as well as direct sunlight.

Caution: Close the containers immediately after application!
Protect the hardener from overheating!

WARRANTY PERIOD

CARBON BLACK MASTER putty – 12 months from the production date.

CARBON BLACK MASTER putty hardener – 18 months from the production date.

All information are based upon the precise laboratory studies and many years of experience. The good market position does not release us from the constant supervision of our products quality. However we are not responsible for the final effects of the improper storage or application of our products, as well as for work inconsistent with the good craft practices.

TROTON sp. z o.o. Zabrowo.